



PROUDLY BUILT IN THE USA

FACTORY CAT

MAGNUM

FACTORY CAT

MAGNUM



FAMILY OF INDUSTRIAL CLEANING EQUIPMENT (21" - 55")

EASY TANK CLEAN UP



Factory Cat's Industrial strength equipment has earned a reputation for exceptional toughness and cleaning performance. The new **MAGNUM** combines our historic cleaning ability with improved agility, and operator productivity.

Factory Cats thrive in metal fabrication facilities, car dealerships, machine shops, food / beverage packaging and distribution, or in any application where customers demand much of their investments.

The **MAGNUM** is available with a large battery package and 30-gallon tanks, which reduce costly down time. There are multiple scrub paths available to better match your needs, in both disk and cylindrical styles.

The "Disk" machines offer nearly 35% more power than other machines. The deck is protected by steel guards and large polyurethane rollers keep the unit from marking walls. Brushes are driven by two powerful motors, and are gimbal-mounted, to improve cleaning on uneven floors.

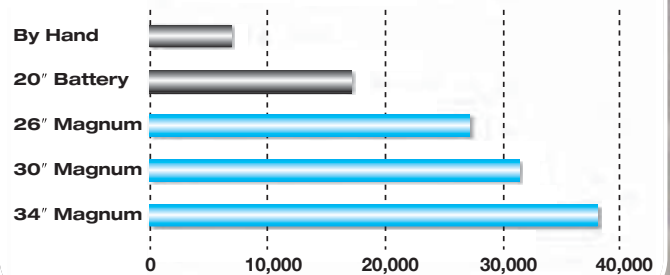
The "Cylindrical" machines have the added benefit of sweeping up debris while scrubbing. This may eliminate the need to presweep an area, increasing productivity.

The brush pressure is automatically maintained at one of five settings by the *Central Command II*. The LCD provides diagnostics and hour meters, covering "transport", "scrubbing", "vacuum" and "key-on". The LCD also gives the operator a real time view of systems running, battery level and scrubbing pressure. If the batteries become too discharged, the unit automatically shuts down systems to allow the machine to return to the charge station.

The heavy steel construction, oversized motors, extra thick polyurethane tanks and stainless steel fasteners provide a solid foundation. The **MAGNUM** has a powerful, sealed transaxle for climbing steep ramps and heavy duty tires to withstand harsh chemicals. The four point stance and oversized wheels allow it to remain stable over rough terrain.

While offering the toughness you are looking for, your operators will find the **MAGNUM** easy to maneuver into tight areas, and simple to service.

Productivity Comparison (square feet/hour)



**CALL (800) 634-4060
FOR A DEMONSTRATION**

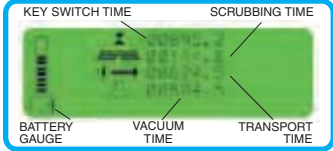
REMOVABLE DEBRIS BASKET




TANK TIPS FOR ACCESS



MAINTENANCE SCREEN



OPERATING SCREEN



30-Gallon Recovery Tank
Completely Accessible

Drain Saver
Keeps Debris out of Drains

Vacuum Screen
Foam Protection

Front Fill 30-Gallon Solution
Increased Productivity

500 lb. Actuator
Maximum Scrub Pressure

Steel Jaws
Protect Deck

Dual Scrub Motors
Superior Cleaning

Optional Onboard Charger
Convenience

Large Batteries
Excellent Run-Time


Thick Steel Frame
Unmatched Durability

Heavy Duty Tires
Long Lasting

Tower Rollers
Protect Walls

15 hp Belt Drive
Maintenance Free

ONBOARD SOAP



RETURN ON INVESTMENT

Area (Sq. Ft.)	By Hand	MAGNUM 34"	Savings Monthly
10,000	\$ 137.00	\$ 61.00	\$ 76.00
25,000	\$ 340.00	\$ 152.00	\$ 190.00
50,000	\$ 680.00	\$ 305.00	\$ 381.00
100,000	\$1,370.00	\$ 611.00	\$ 763.00
150,000	\$2,062.00	\$ 916.00	\$1,143.00
250,000	\$3,437.00	\$1,527.00	\$1,909.00

*Based on a total labor cost of \$10/hour.

SOLD THROUGH DISTRIBUTORS

We've built our reputation by providing the toughest, best-engineered, highest-value machines our industry can produce. We make sure that in every market in which our more than 350 distributors in 40 countries and service centers do business, they maintain a "factory" trained service department with a vested interest in our customers long-term satisfaction.

Factory Cat offers a line of cleaning equipment that includes sweepers and scrubbers, in both walk-behind and ride on models. All our models are practical, rugged machines that are sensibly priced. Your local dealer will be happy to assist you with rentals, soap, and floor sealer information. They will gladly provide service on all brands of cleaning equipment.

AUTHORIZED DISTRIBUTOR



Manufactured By:
R.P.S. Corporation
P.O. Box 368
Racine, Wisconsin 53401
Phone: (800) 634-4060
International: 011 262 681 5747
Fax: (866) 901-3335
www.factorycat.com



Copyright R.P.S. Corporation 2012. All rights reserved. Since our policy is one of constant improvement, all specifications are subject to change without notice or penalty.

Specifications

26" – 34" Disk

24" – 34" Cylindrical

Body Construction

Tank Construction:	7/16" Roto-Poly	7/16" Roto-Poly
Frame Construction:	3/16" Steel	3/16" Steel
Drive Wheel:	(2) 12" dia. x 3.5"	(2) 12" dia. x 3.5"
Casters:	(2) 5" dia. x 2"	(2) 5" dia. x 2"
Body Dimensions (L x W x H):	56" x 24" x 43"	56" x 24" x 43"
Width (squeegee):	35", 38" or 45"	35", 38" or 45"
Weight (w/out batteries):	498 pounds	494 pounds
Weight (w/ 325 ah batteries):	875 pounds	886 pounds

Brush/Pad System

Brush/Pad Diameter:	26D: (2) 13"	24C: (2) 22" x 5.5"
	30D: (2) 15"	27C: (2) 25" x 5.5"
	34D: (2) 17"	30C: (2) 28" x 5.5"
		34C: (2) 32" x 5.5"
Motor Power (Standard):	(2) .75 hp/200 rpm	24C-27C: (2) .75 hp
HD Option (Disk Only):	(2) 1.0 hp/265 rpm	30C-34C: (2) 1.0 hp
Brush Speed:	200 rpm	750 rpm
Brush Pressure:	0-250 pounds	0-250 pounds
Brush Pressure Settings:	(1-5) automatic	(1-5) automatic

Battery System

Battery AH Rating (Standard):	245 AH	245 AH
Battery AH Rating (Optional):	Up to 420 amp hr.	Up to 420 amp hr.
Battery Run Time:	Up to 5 hours	Up to 5 hours
Charger (110v/60 Hz, Auto):	24v/25 amp	24v/25 amp

Solution System

Solution Tank Capacity:	30 gallons	30 gallons
Solution Flow Rate:	0 - .75 gal/min.	0 - .75 gal/min.
Oversized Filter:	Stainless Steel	Stainless Steel

Recovery System

Recovery Tank Capacity:	30 gallons	30 gallons
Vacuum Horsepower:	0.8 hp/3-stage	0.8 hp/3-stage
Vacuum (Water Lift/Cubic ft/min):	70"/72 cfm	70"/72 cfm
Recovery Drain Saver:	60 cubic inches	60 cubic inches
Sound Level:	69 dB	69 dB

Drive System

Transaxle Description:	0.75 hp all gear/sealed	0.75 hp all gear/sealed
Forward Speed Control:	0-230 ft/min (4 mph)	0-230 ft/min (4 mph)
Reverse Speed Control:	0-125 ft/min (2 mph)	0-125 ft/min (2 mph)

Productivity

Cleaning Width & Rate/Hour:	24"/26,400 sq. ft./hr.
	26"/28,600 sq. ft./hr.
	27"/29,700 sq. ft./hr.
	30"/33,000 sq. ft./hr.
	34"/37,400 sq. ft./hr.

Optional Equipment

- Spray Hose
- Side Brooms
- Key Switch
- Remote Scrub Wand
- Onboard Charger
- HD Package
- Non-marking Tires
- Management "Lockout"
- Vacuum Wand Attach.
- Variety of Brushes/Pads
- Onboard Soap
- Concrete Polishing